

Drive Lines

The Valley 's

1981 OFFICERS

PRESIDENT	LARRY CAPLAN
VICE PRESIDENT	DON DURKEE
SECRETARY	SHEL HARRIMAN
TREASURER	BILL CULP
ACTIVITIES	FRANK WILLIAMS
ACCESSORIES	RICK VAN BLAIR
MEMBERSHIP	RON DUNLAP
HISTORIAN	ERNE BAILY
DIRECTOR	DON DUPREE
REFRESHMENTS	ALBIE CORTES
COORDINATING EDITORS	ED KONECKO KENT LAURY

Drive Lines

Published by

SAN FERNANDO VALLEY CHAPTER 40
of the EARLY FORD V8 CLUB of AMERICA

P.O. Box 96
RESEDA, CA. 91335

PRESIDENT'S MESSAGE

As you will see in this issue, a ballot for 1982 officers is included for your approval. Assembling the ballot is perhaps the most important function your Board of Directors performs.

For our Valley V-8 Group to carry on and improve each year, we must find dedicated and talented members who are willing to serve these many needs. In reviewing this ballot, I think you will agree with me that the candidates listed are all talented and dedicated. With this line-up there can be no question that the Valley V-8s are in good hands for 1982.

One major change for 1982 will be the formation of an activities committee to help plan our events and outings. This move is intended to reduce the demands on one individual and should result in an even better calendar of events for 1982.

Our October meeting was certainly a success. We really owe a debt of gratitude to the Sidlows for hosting our meeting and sharing their collection of V-8s with us.

Ed Warnock is busy finalizing our Xmas party plans for December 4th at the Sky Trails Restaurant. Don Dupree has consented to be our Master of Ceremonies for this big final "blow-out" for 1981.

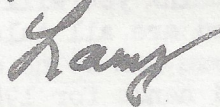
We have been invited by the San Fernando Valley Model-T Club to join with them and the Model-A people for a picnic on November 15th. They are planning an agenda which includes games for the kids as well as driving events with the Fords. A flyer is attached to your newsletter with all the details. Here is an outing which has been planned to appeal to all the family - - not just those who love the old cars.

I have been looking through my 1981 newsletter collection trying to decide who will win the award for best contributing author. Early this year I stated that, to inspire better newsletters, I would provide a very nice gift for the best issue. Rumor has it that this gift may require the winner to have an empty trailer

President's Message (Cont'd)

attached to his car when arriving at the Xmas party. The Sky Trails people have told us that there is not room for 12 trailers in their parking lot that evening. To avoid this congestion, I assure you that the award will fit within the trunk space of any Early V-8.

See you November 1st,



UPCOMING EVENTS

- Nov. 1 Valley V-8 meeting at Valley Federal Savings, Reseda Blvd. at Nordhoff
- Nov. 8 Swap Meet. Cypress Calif. by Model-A Ford Club of America. Cypress College. Info: (213) 695-9415
- Nov. 15 Picnic at Buena Vista Park (See flyer attached.)
- Dec. 4 Valley V-8 Xmas party (See Ed Warnock for tickets.)

YOUR 1982 DUES ARE NEEDED !

Please see Paul Kirk at the November meeting or mail your check for \$10 to:

Paul Kirk
Valley V8 Memberships
9358 Wystone Avenue
Northridge California
91324

SECRETARY SEZ . . .

The regular monthly meeting was held at the Sidlow collection in San Fernando rather than our usual haunt. Unfortunately, I arrived to late to get an attendance sheet routed; and I apoligize for not crediting those members who drove their early iron to the meeting.

Again, the Sidlow collection was awesome just as it was the previous year. I hope this can become a regular annual event for our club. He must have about fifty cars on display, all of them in show condition. In fact I consider his collection far more impressive than the Classic what-ever car show I attended two weeks later at the L.A. Civic center. I'm sure that I'm prejudiced, but half the cars at the Civic were 50's and 60's stuff and brand "X" at that (of course Dave Higby's Oldsmobile is exempt from my criticism - it looked nice out there on the floor, Dave).

However, Sidlow has a super low mileage Olds for sale for \$3500 - you'd think Higby would be "mister right" for that car too. Any way Sidlow's was free and it was a much better show than the Civic.


Your roving correspondent,

Shel Harriman



The Early Ford 

CLUB OF AMERICA



Canoga Auto Parts Co.
340-1536

GUS HUGERSHOFF
GENERAL MANAGER

21422 SHERMAN WAY
CANOGA PARK, CALIF. 91303

A. D'Angelo & Sons, Inc.

GLENDALE, CA 91204 1260 SO. CENTRAL AVE.

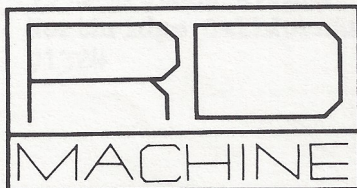
(213) 244-7246 - (213) 245-3031



AUTOMOTIVE
FINISHES



DITZLER



Ron Dunlop

8726 Remmet Ave
Canoga Park, CA 91304

BALLOT

1982 Valley V-8 Officers

President: Bob Rose	Accessories: Jim Clary
Vice President: John Powell	Membership: Paul Kirk
Secretary: Shel Harriman	Co-Editors: Irv Warren/ Larry Caplan
Treasurer: Bill Culp	
Historian: Ernie Baily	Activities Comm: Don Dupree & John & Bonnie Busk & Ernie Baily
Director: Kent Lowry	
Refreshments: Albie Cortez	
Fellowship: Al Spencer	

Please turn in your filled out ballot at the November meeting. If you wish to enter a write-in candidate it is requested that you be certain he will accept office.

Its A Snap
by
Al Spencer


The advent of photography for everyone shares its starting period with that of the automobile. Like the automobile the camera has changed greatly over the years and today it has become a common tool, owned by most households.

The classic car is an excellent subject for photography. It can be an excellent way to document a particular car, year or detail. It can be a way of capturing a certain period or a particular car you find enjoyable but neither have the space or money to own at this time. Photographing classic cars can also be exciting, challenging and a form of art or expression. All of these uses are valid and depend upon the individual and his desires.


It is an enjoyable and rewarding experience to photograph your own car or another classic car and to capture the right mood or a beautiful picture. You can take pleasing photographs which show off many of the unique features of a classic car.

Some considerations in automobile photography include such things as angle of view. Perhaps one of the best angles or positions to take your picture from is to have the car facing you at a diagonal where you can see the front and one side of the car at the same time. Try shooting at eye level and then a low position shooting up or a high position shooting down. The same idea incorporating the rear of the car is also an interesting point of view. A side profile captures the classic lines, and is frequently a winner. A position below eye level and a little to one side but mostly in front of the car is an impressive point of view. The car will appear powerful and large.


MAP TO PICNIC



SUNDAY NOV. 15



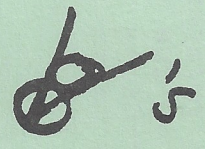
"GAMES"



POT DUCK


GET TOGETHER
PICNIC!

Model "A's"



"PRIZES"

HOSTED BY THE
S.F.V.M.T.F.C.A.




SUN. NOV. 15. 1981

PLACE: BUENA VISTA PARK
BURBANK

TIME: 11:00 TO ?

DRIVE YOUR OLD CAR !

"WIN A TURKEY"



BRING FAVORITE DISH



(213)
? 892-1633

" MEET NEW FRIENDS

A picture which includes a person driving his car adds personal interest and may give the feeling of being behind the wheel.

Take a look at some of the truly beautiful pictures taken for the V-8 Times. Instead of noticing the car look at how the photograph was taken. Notice the position of the car, the background, camera angle, etc. You too can compose and take a photograph to be proud of. Watch out for very bright sunny times of the day. Bright sun tends to wash out the colors. Spotty sun and shade conditions offer too much contrast and prove very difficult. Perhaps the ideal lighting might prove to be a slightly over cast day, or very early or late time of day.

Another major consideration is the choice of a background for the picture. If a car is parked in an area with a distracting background, you might ask the owner to move the car to a better picture taking location. Foliage is nearly always a good background, after all, the foliage of 40 to 50 years ago didn't look any different than today's.

Old cars have many interesting parts and close ups or pictures of detail can sometimes be visually more exciting than a picture of the whole car. Try close up pictures of headlights, speedometers, hood ornaments, grills, tail lights.

Reflections are very interesting pictures where you see a reflection of another V-8 in a hubcap, rearview mirror or headlight. The reflection on the object becomes the major center of interest.

Here are Some Hints for Good Pictures

- * Keep your camera handy.
- * Take your camera with you when attending any activity where old cars are involved.
- * Look around for the best background. Look over the picture for attention stealers.
- * Hold the camera steady.
- * Move in close. You don't need to see 50 yards of grass. Fill the camera frame with the subject so that detail really shows up.
- * Walk around the car and take the picture when it looks best in your viewfinder.
- * Take pictures of special events, tours, meets, shows, an interesting stopping place.
- * Try variety in the kinds of pictures you take. Perhaps a close up of a person under the hood making a few adjustments.
- * Make sure your camera is level, not tilting. Check vertical lines and horizontal lines. Be patient, wait for the right time to take the picture and the right lighting cond.
- * Take all kinds of pictures and from a variety of angles, positions, and settings.
- * Have your film processed as soon as possible

Going to a car show or old car activity? Check over your photo equipment before you leave. Be sure to take enough film.



BOBS TRANSMISSION SERVICE

DISCOUNT PRICES • 20 YEARS EXPERIENCE
THOUSAND OAKS • CAMARILLO

(805) 482-1868


(805) 492-2132

All★in★1 Printing


THE MOST ECONOMICAL, HASSLE-FREE WAY TO BUY PRINTING IN PASADENA OR
ALMOST ANYWHERE! / 116 W. DEL MAR BLVD. / PASADENA CA 91105 / (213) 795-5554



Typesetting



Quick Printing



Photostats



Art & Design



Photography



Custom Printing

ASK FOR ALLAN FRANKLIN

MOTORING ACCESSORIES

CUSTOM FIT CAR COVERS


V-8 FORDS



Andy Cohen

200 S. ROBERTSON BLVD.
BEVERLY HILLS, CALIFORNIA 90211

657-4800



7846 ALABAMA AVENUE • CANOGA PARK, CALIFORNIA 91304

(213) 346-6199

PARTY TIME

Make plans now to attend the Valley V8's Christmas and Tenth Anniversary Party. Come gather with your friends at the Skytrails Restaurant, 16435 Sherman Way, Van Nuys on December 4 at 7:30 PM. We expect a visit from Santa and Don Dupree is arranging entertainment for us.

Open bar (all you can drink) will begin at 7:30 and a buffet dinner of roast beef, chicken, salad, vegetables, dessert, etc., will be served at 8:30 PM.

The best news is we're not only getting more this year, it's costing us less! The whole package is only \$12.00 each. That's a switch, isn't it?

You must make reservations and pay for your tickets in advance. We have to let the restaurant know how many are coming and must pay up front.

Please contact Ed Warnock at 346-7882 or Larry Caplan at 363-2849 for reservations and information. Make your reservations before December 1.

NATIONAL SCENE

Please vote for National Directors. The ballot was in the July/August V8 Times. Renew your National membership now - don't put it off. This will insure you get your name, along with your year of car, in the pictorial register which will come out right after the first of the year.

This is a good time to renew your Valley V8's membership, too.

Ed Warnock

Rum Cake (served at the Sept.
Board Meeting of the Valley V-8
Club)

Cake: 1 cup chopped pecans or walnuts
1 pkg yellow cake mix* (see note)
1 $3\frac{3}{4}$ oz pkg instant vanilla pudding
4 eggs
 $\frac{1}{2}$ c. cold water
 $\frac{1}{2}$ c. oil
 $\frac{1}{2}$ c. dark rum (80 proof) - (light is ^{too} ok)

* if using cake mix with pudding
already in the mix; omit pudding,
use 3 eggs instead of 4, $\frac{1}{3}$ c. oil
instead of $\frac{1}{2}$.

Glaze: $\frac{1}{4}$ lb butter
 $\frac{1}{4}$ c. water
1 c. granulated sugar
 $\frac{1}{2}$ c. dark or light rum

Preheat oven to 325°. Grease and
flour 10" tube pan or 12 cup Bundt
pan. Sprinkle nuts over bottom of

pan. Mix all cake ingredients together. Pour batter over nuts. Bake 1 hour. Cool. Invert on a serving plate. Prick top. Spoon and brush glaze evenly over top and sides. Allow cake to absorb glaze. Repeat til glaze is used up.

To make glaze - Melt butter in saucepan. Stir in water & sugar. Boil 5 minutes, stirring constantly. Remove from heat. Stir in rum.

Optional - Decorate with a border of whipped cream.

Your **COMPLETE AUTOMOTIVE LINES**
PARTS STORE



CAL
AUTO STORES

**WE HAVE ONE OF THE BROADEST SELECTIONS OF
DOMESTIC & FOREIGN AUTO PARTS AVAILABLE IN THE WEST!**

- ✓ **COMPLETE MACHINE SHOP SERVICE**
- ✓ **COMPLETE LINE OF REBUILT ENGINES & PARTS**
- ✓ **SATISFACTION GUARANTEED OR YOUR MONEY BACK**
- ✓ **TOOLS, EQUIPMENT, BATTERIES, ACCESSORIES**
- ✓ **\$6 MILLION INVENTORY**
- ✓ **RETAIL — WHOLESALE**

*CAL AUTO STORES SUPPLIES MANY RAFFLE ITEMS
EACH MONTH — SHOW YOUR APPRECIATION BY
BUYING ALL NON-"NO S" ITEMS AT THESE STORES:*

OPEN 7 DAYS & EVENINGS

- North Hollywood, 5740 Lankershim, (213) 984-2573/763-9153
- Sepulveda, 9441 Sepulveda, (213) 892-0791
- Canoga Park, 21407 Vanowen, (213) 347-1015
- Northridge, 8555 Reseda Blvd. (213) 885-8526
- Granada Hills, 17559 Chatsworth, (213) 363-9571
- North Hollywood, 6846 Lankershim Blvd. (213) 765-7731
- Van Nuys, 14939 Oxnard, (213) 786-5071/873-1716
- Panorama City, 14629 Parthenia, (213) 894-9171

WE'VE GOT YOUR PART!

The Valley  *'s*

P.O. BOX 96 – RESEDA, CA 91335

